



# DEUTSCH 369 SERIES CONNECTORS

High-Reliability, Lightweight, Compact Connectors  
Suited To Harsh Aerospace Environments

# DEUTSCH 369 SERIES CONNECTORS

Lightweight, Compact Connectors



## Versatile and Compact

DEUTSCH 369 series connectors from TE Connectivity (TE) have been designed to meet today's tightening industry regulations and Electrical Wiring Interconnect Systems (EWIS) best practices. Based on EN4165/ARINC 809 connectors, the lightweight, compact 369 series connectors, available in 3, 6, and 9 position standard, are suited for applications where fewer contacts are needed in each connector and shielding is unnecessary.

## Easy to Use

Installation and maintenance of cabling is simple, quick, and reliable with a range of individually color-coded keying options. Each mated half of the connector can be configured with either male or female contacts, doubling the keying configurations available and electrically protecting contacts on the powered-side of a system.

The connectors' rectangular shape permits space-efficient stacking, while cable ties allow versatile mounting without the need for additional fasteners. The scoop-proof interface is particularly suitable for blind-mating or low visibility conditions. A button-latching mechanism secures the mated connectors.

## Sealed and Safe

The connectors are fully sealed for use in areas with high levels of moisture. High-performance composite materials help meet the low smoke, toxicity and flammability requirements of the aerospace industry.

## Ideal for Cabin Applications

The 369 series connectors are suitable for commercial aerospace cabin applications, such as:

- Cabin lighting
- Oxygen mask systems
- Galley systems
- Seat actuation systems

The connectors also provide a solution for harsh environment applications, such as UAVs and commercial and military helicopter wiring systems.

## TE Components . . . TE Technology . . . TE Know-how . . .

AMP | Agastat | CII | Hartman | Kilovac | Microdot | Nanonics | Polamco | Raychem | Rochester | DEUTSCH  
SEACON Phoenix | L.L. Rowe | Phoenix Optix | SEACON

Get your product to market faster with a smarter, better solution.

### BACC QUALIFIED

- Qualified BACC65CP and BACC65CR

### RUGGED

- Low smoke, toxicity and flammability
- Excellent temperature, vibration and fluids resistance
- Triple barrier wire seals
- Cork-in-bottle interface seal

### WEIGHT AND SPACE SAVINGS

- Rectangular shape saves space
- Lightweight composite materials
- No fasteners to mount

### ROBUST DESIGN

- Based on existing ARINC 809/EN4165
- AS39029/EN3155 contacts

### CONVENIENT

- Color-coded keyed shells
- Scoop-proof interface for blindmating

### SECURE

- Cable tie "locks out" the mating button



**MECHANICAL CHARACTERISTICS**

- **Operating Temperature:** -55°C to +175°C
- **Fluid Resistance:** EN2591-315
- **IP Rating:** IP67
- **Sealing:** 12.1 kPa (1.75 psi) @ 15 km (50,000 ft)
- **Vibration:** EN2591-403, Method B, Level E, 8 hr/axis
- **Shock:** EN2591-402, Method A, severity 100
- **Smoke and Toxicity:** FAR 25.853, Appendix F; ABD0031
- **Flammability:** FAR25.853 Appendix F; EN2591-317
- **Durability:** 500 mating cycles

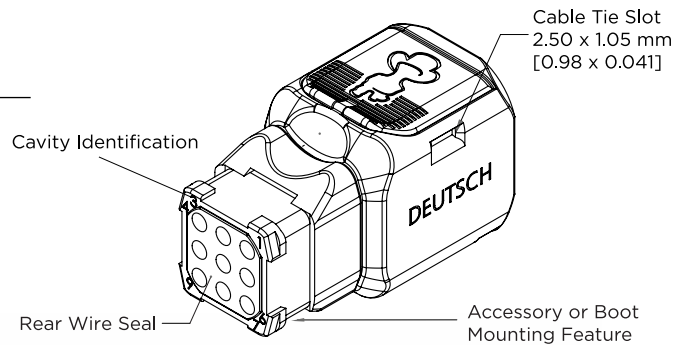

**MATERIALS**

- **Shells, Insulators and Backshells:** PEI/PEEK
- **Contacts:** Copper alloy, gold plated
- **Seals:** Fluorosilicone rubber
- Designed to meet the requirements of RoHS

**ELECTRICAL CHARACTERISTICS**

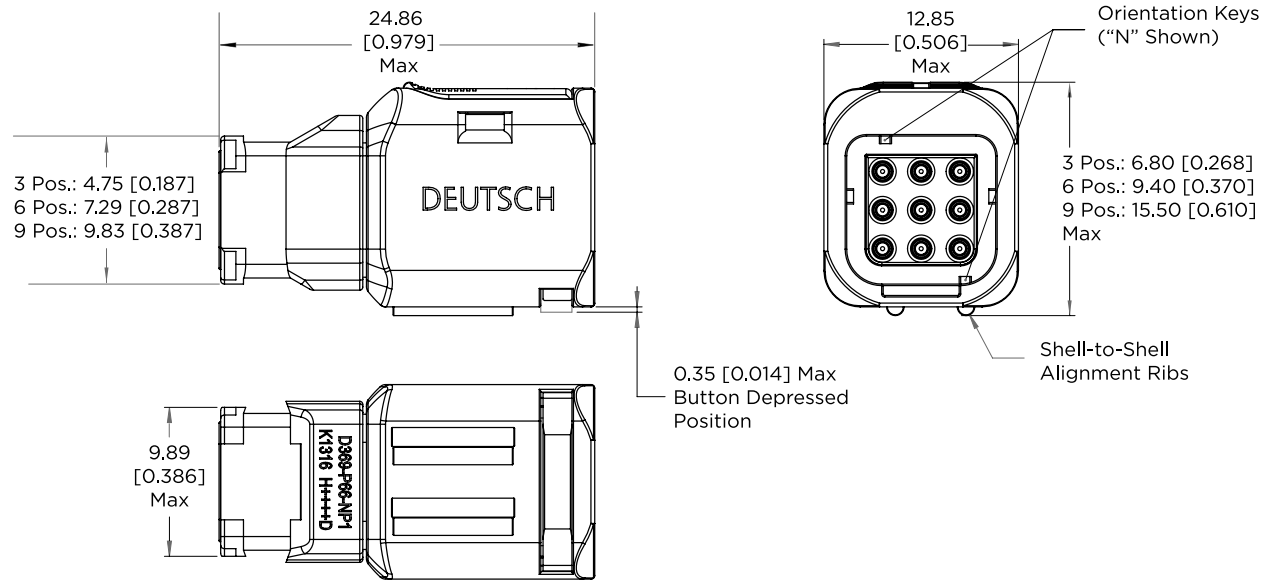
- **Dielectric Withstanding Voltage:** 1300 V<sub>rms</sub> mated, <2 mA leakage
- **Operating Current:** 5 A

**Keying Color Codes**





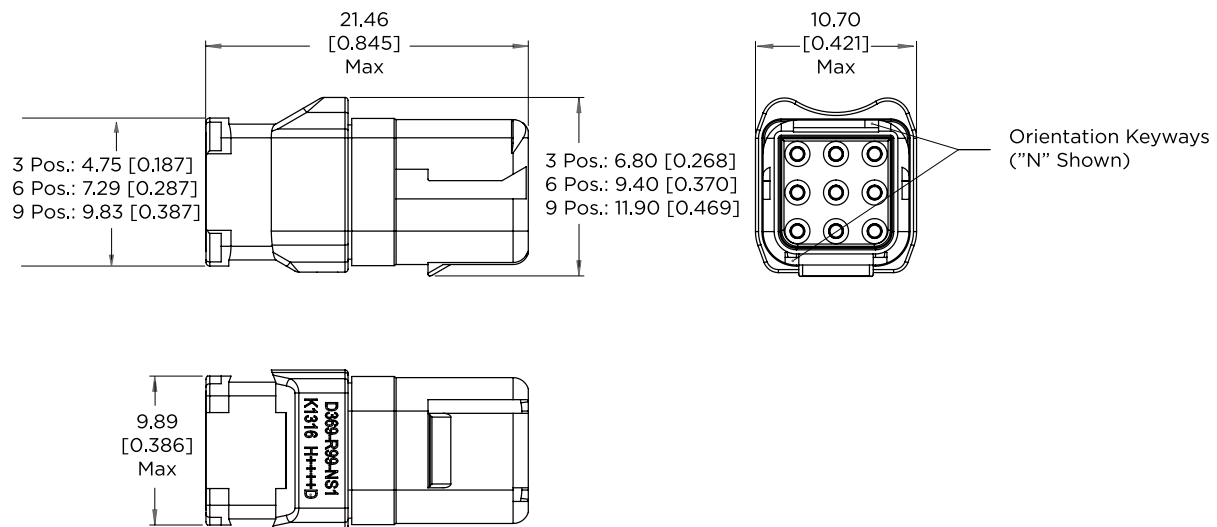
Plug Connector



Shell Size	Mass
3	1.90 g [0.067 oz]
6	2.40 g [0.085 oz]
9	3.00 g [0.105 oz]

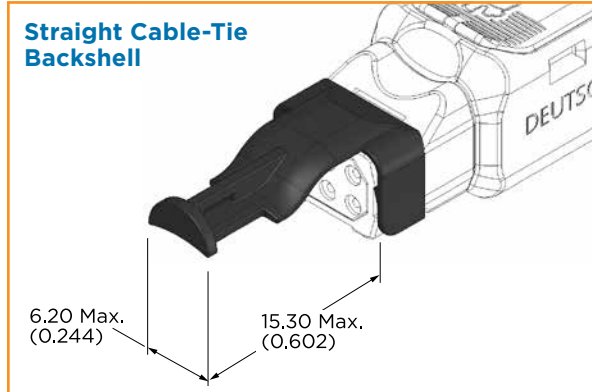
\*Mass based on plug less male contact configuration  
 Mass for 1 male contact = 0.073 g [0.0026]  
 Recommended cable-tie: 2.5 mm [0.10"]

Receptacle



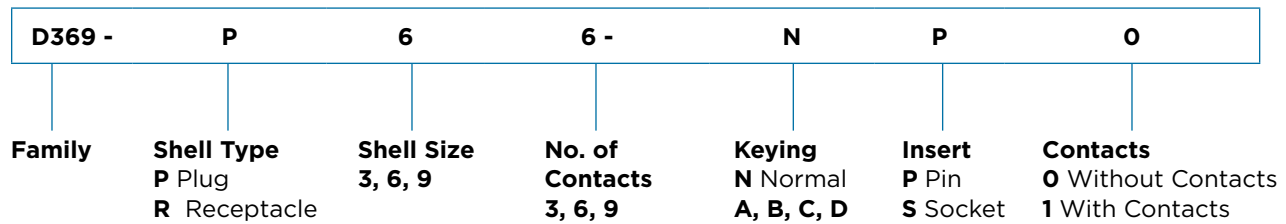
Shell Size	Mass
3	1.00 g [0.035 oz]
6	1.50 g [0.053 oz]
9	2.00 g [0.070 oz]

\*Mass based on receptacle less female contact configuration  
 Mass for 1 female contact = 0.112 g [0.004 oz]

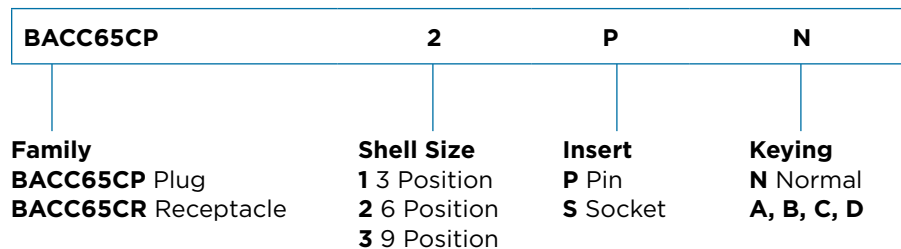


Shell Size	Part No.	Mass
3	D369-STB-3	0.24 g [0.85 oz]
6	D369-STB-6	0.25 g [0.88 oz]
9	D369-STB-9	0.28 g [0.99 oz]

**TE Part Numbering System**



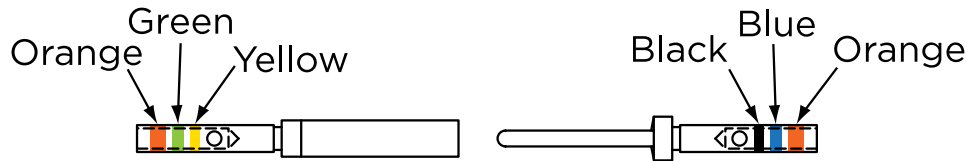
**BACC Part Numbering System**




**D369-P66-NP0 = BACC65CP2PN**  
6-Position Plug for Pin (Male) Contacts, Normal Keying, Supplied without Contacts



369 Connectors Can Be Easily Secured with Cable Ties, Eliminating the Need for Additional Hardware or Cutouts



**Contacts**

	Contact Size	Wire Range	Type	Part No.		
				TE	Mil-Spec	BACC
	22	26 - 22 AWG	Pin	38941-22L	M39029/58-360	BACC47GC
			Socket	38946-22L	M39029/57-354	—

**Tooling**

		
<b>Insertion/Extraction Tool</b> M81969/14-01	<b>Crimp Tool</b> M22520/2-01 TE Part No. 601966-1	<b>Crimp Positioners</b>
		<b>Pin Contact</b> M22520/2-09 TE Part No. 601966-6
		<b>Socket Contact</b> M22520/2-06 TE Part No. 601966-4

**Cavity Identification**

(Plug or Receptacle. Viewed from Rear of Connector)



Using Pin (Male) Contacts



Using Socket (Female) Contacts



Part Numbers

No. of Positions	Housing Type	Insert	Part No.		
			Without Contacts		With Contacts
			TE	BACC	TE
<b>N-Key (Black Color Code)</b>					
3	Plug	Pin	D369-P33-NP0	BACC65 CP 1PN	D369-P33-NP1
		Socket	D369-P33-NS0	BACC65 CP 1SN	D369-P33-NS1
	Receptacle	Pin	D369-R33-NP0	BACC65 CR 1PN	D369-R33-NP1
		Socket	D369-R33-NS0	BACC65 CR 1SN	D369-R33-NS1
6	Plug	Pin	D369-P66-NP0	BACC65 CP 2PN	D369-P66-NP1
		Socket	D369-P66-NS0	BACC65 CP 2SN	D369-P66-NS1
	Receptacle	Pin	D369-R66-NP0	BACC65 CR 2PN	D369-R66-NP1
		Socket	D369-R66-NS0	BACC65 CR 2SN	D369-R66-NS1
9	Plug	Pin	D369-P99-NP0	BACC65 CP 3PN	D369-P99-NP1
		Socket	D369-P99-NS0	BACC65 CP 3SN	D369-P99-NS1
	Receptacle	Pin	D369-R99-NP0	BACC65 CR 3PN	D369-R99-NP1
		Socket	D369-R99-NS0	BACC65 CR 3SN	D369-R99-NS1
<b>A-Key (Red Color Code)</b>					
3	Plug	Pin	D369-P33-AP0	BACC65 CP 1PA	D369-P33-AP1
		Socket	D369-R33-AS0	BACC65 CR 1SA	D369-R33-AS1
6	Plug	Pin	D369-P66-AP0	BACC65 CP 2PA	D369-P66-AP1
		Socket	D369-R66-AS0	BACC65 CR 2SA	D369-R66-AS1
9	Plug	Pin	D369-P99-AP0	BACC65 CP 3PA	D369-P99-AP1
		Socket	D369-R99-AS0	BACC65 CR 3SA	D369-R99-AS1
<b>B-Key (Blue Color Code)</b>					
3	Plug	Pin	D369-P33-BP0	BACC65 CP 1PB	D369-P33-BP1
		Socket	D369-R33-BS0	BACC65 CR 1SB	D369-R33-BS1
6	Plug	Pin	D369-P66-BP0	BACC65 CP 2PB	D369-P66-BP1
		Socket	D369-R66-BS0	BACC65 CR 2SB	D369-R66-BS1
9	Plug	Pin	D369-P99-BP0	BACC65 CP 3PB	D369-P99-BP1
		Socket	D369-R99-BS0	BACC65 CR 3SB	D369-R99-BS1
<b>C-Key (Green Color Code)</b>					
3	Plug	Pin	D369-P33-CP0	BACC65 CP 1PC	D369-P33-CP1
		Socket	D369-R33-CS0	BACC65 CR 1SC	D369-R33-CS1
6	Plug	Pin	D369-P66-CP0	BACC65 CP 2PC	D369-P66-CP1
		Socket	D369-R66-CS0	BACC65 CR 2SC	D369-R66-CS1
9	Plug	Pin	D369-P99-CP0	BACC65 CP 3PC	D369-P99-CP1
		Socket	D369-R99-CS0	BACC65 CR 3SC	D369-R99-CS1
<b>D-Key (Yellow Color Code)</b>					
3	Plug	Pin	D369-P33-DP0	BACC65 CP 1PD	D369-P33-DP1
		Socket	D369-R33-DS0	BACC65 CR 1SD	D369-R33-DS1
6	Plug	Pin	D369-P66-DP0	BACC65 CP 2PD	D369-P66-DP1
		Socket	D369-R66-DS0	BACC65 CR 2SD	D369-R66-DS1
9	Plug	Pin	D369-P99-DP0	BACC65 CP 3PD	D369-P99-DP1
		Socket	D369-R99-DS0	BACC65 CR 3SD	D369-R99-DS1

## For More Information

### TE Technical Support Center

North America	+1 800 522 6752
Asia Pacific	+86 0 400 820 6015
Austria	+43 1 905 601 228
Baltic Regions	+46 8 5072 5000
Benelux	+31 73 6246 999
Czech Republic	+420 800 701 462
France	+33 1 34 20 86 86
Germany	+49 6251 133 1999
Hungary	+36 809 874 04
Italy	+39 011 401 2632
Nordic	+46 8 5072 5000
Poland	+48 800 702 309
Russia	+7495 790 790 2
Spain/Portugal	+34 93 2910366
Switzerland	+41 52 633 66 26
United Kingdom	+44 800 267 666

Follow us on Twitter for all the latest product news  
@TEConnectivity, and on Facebook, TEConnectivity.

[te.com/369](http://te.com/369)

© 2015 TE Connectivity Ltd. family of companies. All Rights Reserved.

1-1773704-7 ADM/RRD 1M 07/2015

369, DEUTSCH, TE, TE Connectivity and the TE connectivity (logo) are trademarks of the TE Connectivity Ltd. family of companies.

Other products, logos, and company names mentioned herein may be trademarks of their respective owners.

While TE has made every reasonable effort to ensure the accuracy of the information herein, nothing herein constitutes any guarantee that such information is error-free, or any other representation, warranty or guarantee that the information is accurate, correct, reliable or current. The TE entity issuing this publication reserves the right to make any adjustments to the information contained herein at any time without notice. All implied warranties regarding the information contained herein, including, but not limited to, any implied warranties of merchantability or fitness for a particular purpose are expressly disclaimed. The dimensions herein are for reference purposes only and are subject to change without notice. Specifications are subject to change without notice.

Consult TE for the latest dimensions and design specifications.